

PRODUCT FEATURES

- Fully automatic self cleaning cycle. Actively removes collected grease, oils, & solids from tank without any operator assistance. Comes complete with Digital Control and Grease Collector.
- Constructed of corrosion resistant materials suitable for installation in virtually any location. Attractive sanitary Stainless Steel exterior.
- Integrated Motor/Grease Outlet/Heater/Lid enables a fast, do-it-yourself unit operation reversal.
- Compact footprint.
- Two (2) No-Hub Connectors provided.

SPECIFICATIONS

Construction: _____ Exterior: 304 Stainless Steel, Bright Finish

Interior: Rotationally Molded Polyethylene

Electrical: _____ 230 VAC, 50/60 Hz, 2346 Watts (12.2 Amps)*

Electrical Cord Length: _____ 8 feet

Flow Rating: _____ 100 GPM (6.3 l/s)

No. of Skimming Wheels: 2

Skimming Rate:_____18 Pounds (8.16 Kg) Per Hour

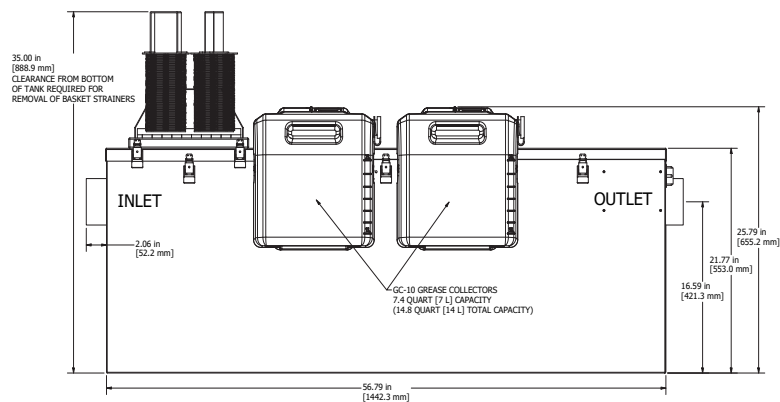
Grease Retention Capacity: 314.57 Pounds (142.7 Kg)

Sepration Efficiency: _____92.5%

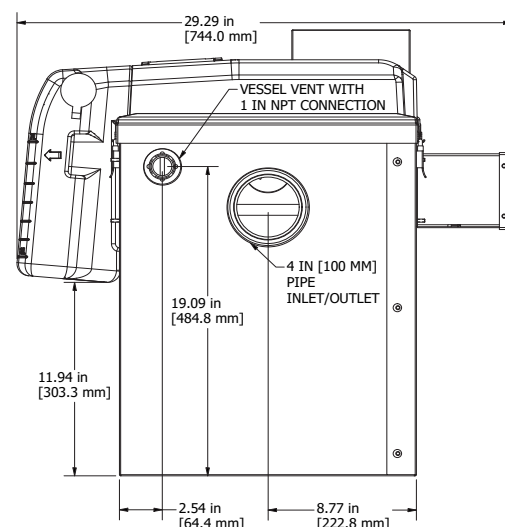
Inlet/Outlet: _____ 4" (100 mm)

*For Additional Electrical Configurations, see Electrical Variations section on page 2.

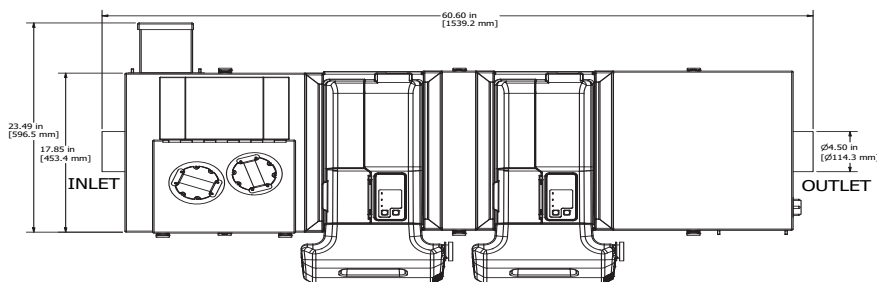
SIDE VIEW



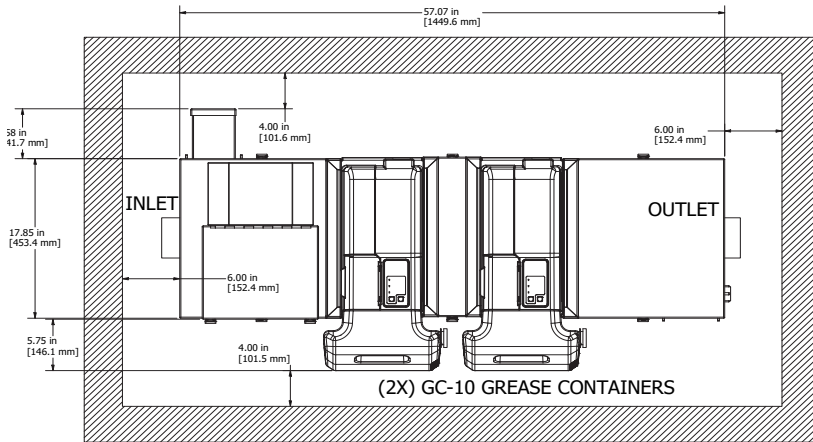
END VIEW



TOP VIEW



Conforms to ASME Standard
ASME A112.14.3 and A112.14.4



INSTALLATION NOTES

1. READ instruction manual included with system before installing/operating.
2. Install unit allowing for the minimum clearances shown. Make sure there is sufficient space above Internal Filter access to remove the strainer [minimum of 13.23" (336mm)]
3. Make piping connections with rubber "No Hub" connectors.
4. Keep outlet piping as straight as possible. Use only "sweep" connections.
5. Install vent on outlet piping.
6. Fill the tank with water before energizing the power to the motor and heater.
7. Do not install "P" Trap on outlet connection of tank (unit already has internal gas trap).
8. Do not reduce pipe size on outlet piping
9. Do not pressure test unit.

Equipment must be installed in compliance with all applicable laws, regulations and codes, including plumbing codes. Installation should be performed by a qualified plumbing contractor.

JOB SPECIFICATION

Grease and oils separator(s) shall be Thermaco Big Dipper automatic grease/oil recovery system(s) as manufactured by Thermaco, Inc., Asheboro, North Carolina as noted on plans.

AUTOMATIC GREASE REMOVAL DEVICE SPECIFICATIONS

Furnish and install ____ Thermaco Big Dipper Model No. W-1000-AST, bright finish type 304 stainless steel exterior, rotationally molded polyethylene interior automatic self-cleaning grease and oil recovery separator(s) for floor mounted or partially recessed installation, rated to ASME A112.14.3 and PDI-G 101 standards at 100 gallons per minute (6.3 liters per second) peak flow with 314.57 Pounds (142.7 Kg) of grease capacity and including as an integral part of the unit, 4" (100 mm) inlet/outlet, 2 rotating gear hydrophobic wheel assemblies for automatic grease/oil removal, an integral flow control device, self-regulating enclosed electric immersion heater, a vessel vent, an integral gas trap, a digital control for programmable operation, a field reversible motor location, a field reversible grease/oil sump outlet, quick release stainless steel lid clamps, a gasketed and fully removable 304 stainless steel lid, a lift-out filter basket access, a centrifugal transfer pump controlled by repeat cycle timer, and a separate grease and oils collection container. Electric assembly shall be tested to comply with pertinent sections of the Standards for Safety ANSI/UL 73 and/or ANSI/UL 1004. Electric motor equipped with overload protection. Two (2) no-hub connectors for plumbing connection provided.

ELECTRICAL VARIATIONS

- ☐ W-1000-AST: 230 VAC, 50/60 Hz, 2346 Watts (12.2 Amps)
- ☐ W-1000-AST-E: 230 VAC, 50/60 Hz, 2346 Watts (12.2 Amps)

SUBMITTAL OPTIONS

- ☐ FS-1 Point Source Flat Strainer (3.4 Gallons of additional solids storage capacity)
- ☐ ILS-1 In-Line Strainer (4 Gallons of additional solids storage capacity)
- ☐ SFK-4 Support Frame Kit, stainless steel construction, for use with 55 Gallon Grease Barrel (DRUM-55)
- ☐ DRUM-55 Grease Barrel with 55 gallon capacity, requires use of SH-3 on each Electrical Assembly
- ☐ (2) SH-3-KIT Sump Hose and clamp for grease trough connection to DRUM-55
- ☐ AP-6000-1-DR Alarm Probe for 55 Gallon Grease Barrel (DRUM-55) to notify when full of grease
- ☐ AP-6000-1-DRDC Alarm Probe for 55 Gallon Grease Barrel (DRUM-55) dry contact for remote warning light notification when full
- ☐ AP-6000-1-TK Alarm Probe for Big Dipper unit
- ☐ AP-6000-1-TKDC Alarm Probe for Big Dipper unit, dry contact for remote warning light notification