

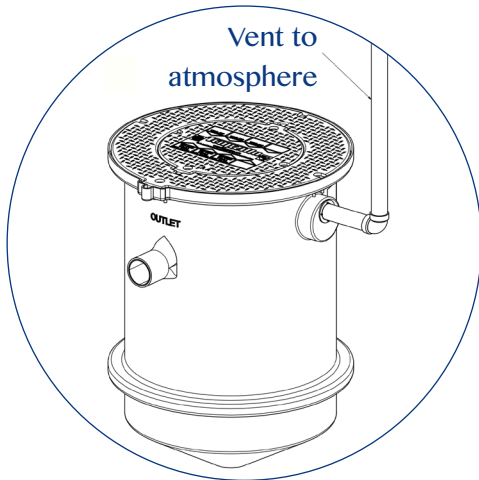
Vessel Vent

Purpose:

The vessel vent is crucial to regulate the pressure inside the Trapzilla. As kitchen wastewater flows into the unit, the air inside the unit needs a place to escape, i.e. through the vessel vent.

Vent to:

Vent the vessel vent to atmosphere for best odor management.



Other Factors

Extension Collars (Risers)

Trim any excess extension collar when the full length is not needed. Leaving excess risers protruding into the tank interrupts water and air flow. The riser must be sealed with silicone around the joints.


Tightening Lid

Remove and tighten bolts on lid with a nut driver by hand. Over tightening the lid causes the brackets on the unit to bulge up, allowing odors to escape.

For more information, refer to your Trapzilla manual at trapzilla.com/manuals.

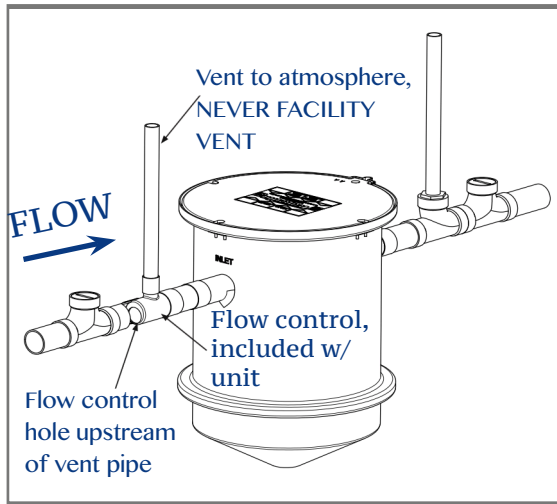
Note: Equipment must be installed in compliance with all applicable laws, regulations and codes, including plumbing codes. Installation should be performed by a qualified plumber.

Best Practices to Vent and Install a Trapzilla Grease Interceptor



This guide provides an overview of optimal product installation practices.

Refer to the manual for more installation options and detailed instructions.



Standard Flow Control

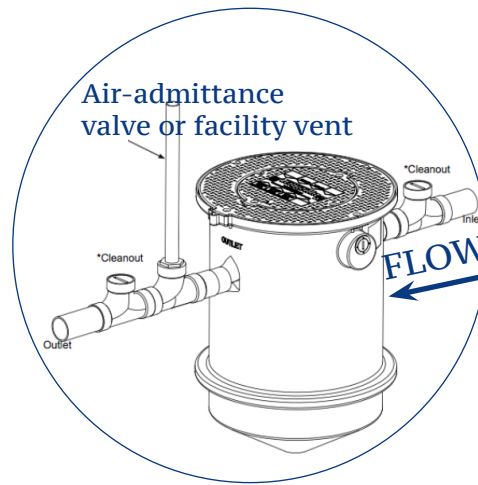
Purpose:

Grease interceptors are designed to perform at a specific flow rate (GPM). Each Trapzilla grease interceptor comes with a flow control to regulate the flow entering the unit to the optimal flow rate.

Vent to:

Vent the standard flow control to atmosphere or a code-approved air admittance valve. Never connect to a facility vent, as this brings sewer odors into the system.

Outlet Vent



Purpose:

The outlet vent allows for water to properly flow out of the unit and prevents siphonage problems.

Vent to:

Vent the outlet pipe to the facility vent or with a code approved air admittance valve, i.e. a studor vent. This vent should be placed as close as possible to the Trapzilla outlet.

Failure to provide an outlet vent voids Thermaco's limited, lifetime warranty for the system.

The system has an internal gas trap. Do not install a "p" trap on the outlet pipe.

High Head Flow Control

Purpose:

When a Trapzilla is installed after a drop of 6+ feet, significant head pressure can cause overflow-related problems. A High Head Flow Control (VFCA) slows the flow down and reduces these high head pressure problems.

Vent to:

Vent the VFCA to atmosphere or code-approved air admittance valve. The vent needs to extend above the sink flood rim.

