

PRODUCT FEATURES

Constructed of corrosion resistant materials suitable for installation in virtually any location.

Compact footprint.

0.5" (12.7 mm) fall for horizontal filling access.

Patent-pending flume technology narrows and accelerates incoming flows allowing sampling despite lack of substantial fall gradient.

Includes one ECA-TZ-29 Extension Collar for in-ground installation.

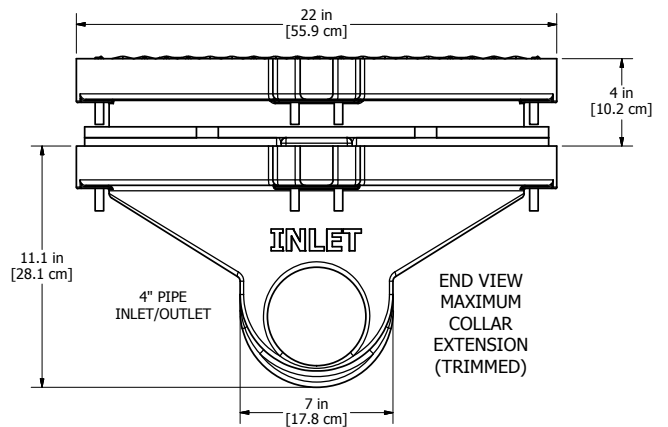
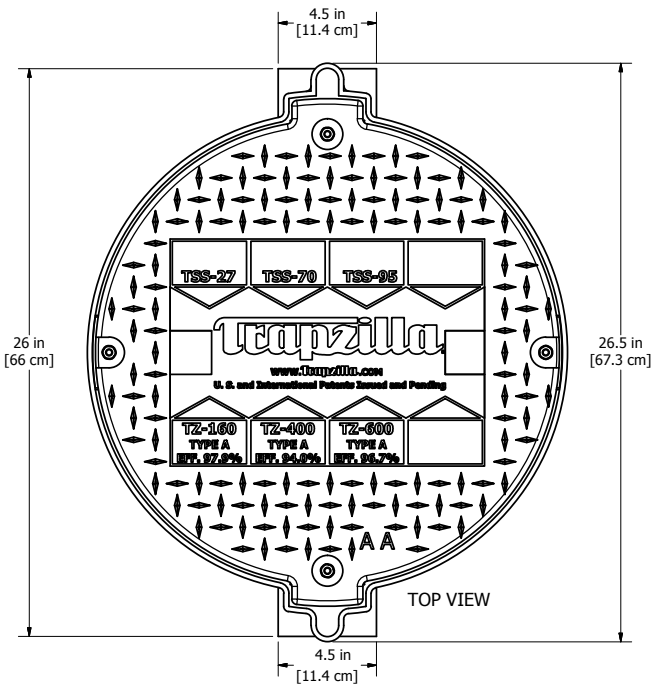
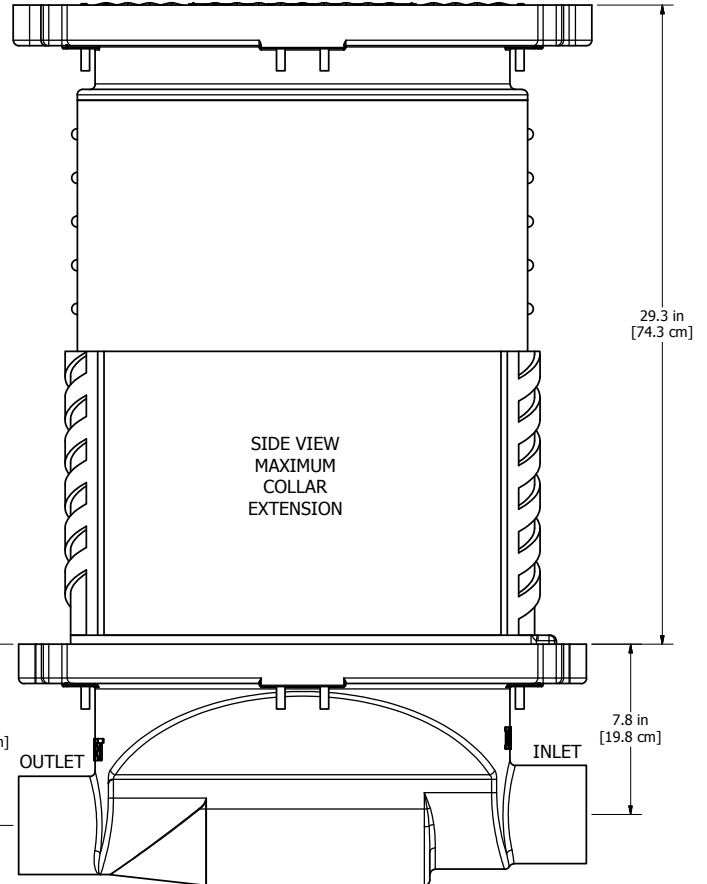
SPECIFICATIONS

Construction: _____ Single-Piece Rotationally Moulded Polyethylene Exterior Tank with Patented Interior Radial Compression Ring Securing Patent-Pending Rotationally Moulded Inlet Flume

Fall Gradient: _____ 0.5" (12.7 mm)

Inlet/Outlet: _____ 4" (102 mm)

10 in [25.4 cm]
CLEARANCE FROM
TOP OF TANK
REQUIRED FOR LID
REMOVAL



NOTES

1. READ instruction manual included with system before installing/operating.
2. Unit requires 6" (15.24 cm) of clearance all the way around the lid from walls or other structures to allow for servicing.
3. Make piping connections with rubber "No Hub" connectors.
4. Keep outlet piping as straight as possible. Use only "sweep" connections.
5. Install vent on outlet piping.
6. If installing in conjunction with other Trapzilla products, include cleanout port before, after, and/or between each unit.
7. Do not install "P" Trap on outlet connection of tank (unit already has internal gas trap).
8. Do not reduce pipe size on outlet piping
9. Do not pressure test unit.

Equipment must be installed in compliance with all applicable laws, regulations and codes, including plumbing codes. Installation should be performed by a qualified plumbing contractor.

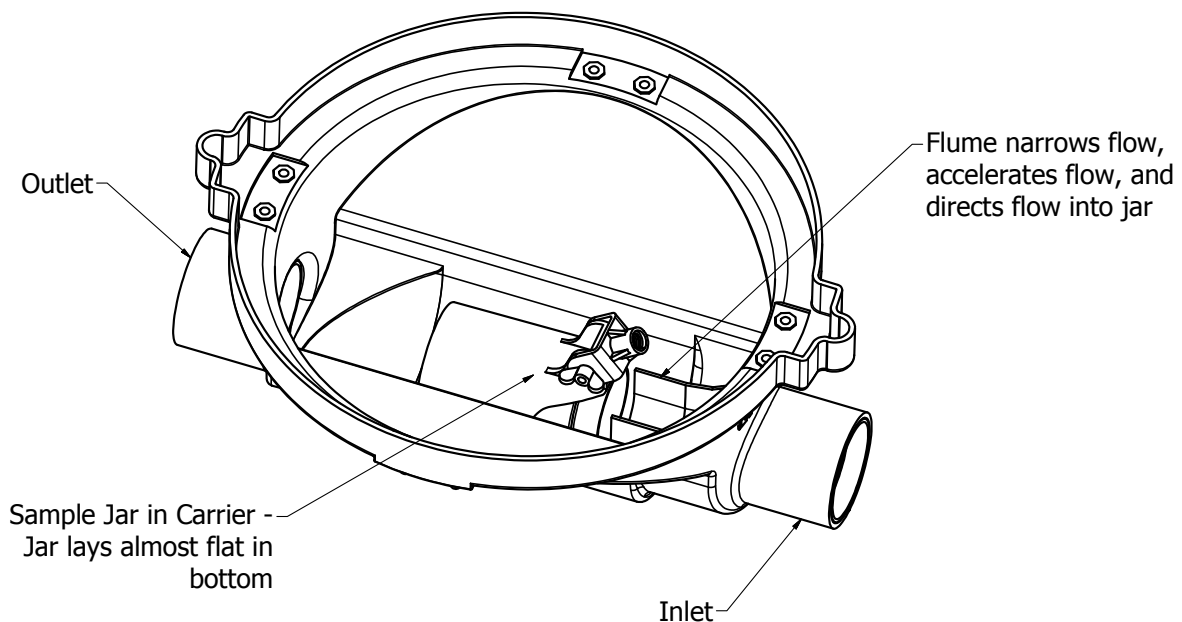
JOB SPECIFICATION

Wastewater Sampling Port(s) shall be Thermaco Trapzilla Sampling Port as manufactured by Thermaco, Inc., Asheboro, North Carolina as noted on plans.

SAMPLING PORT SPECIFICATIONS

Furnish and install ___ Thermaco Trapzilla Model No. TZSP-40-ECA, linear low-density rotationally molded polyethylene wastewater sampling port(s) for below-ground installation with fully removable polyethylene self-positioning keyed cover equipped with brass fasteners for sampling access, 0.5" (12.7 mm) fall, 4" (102 mm) Inlet/Outlet interior diameter, and patent-pending flume technology for preventing sediment build-up and allowing horizontal filling access. Includes one ECA-TZ-29 extension collar assembly, linear low-density rotationally molded polyethylene for field adjustability to optimal installation depth.

SAMPLING PORT INTERNAL COMPONENTS AND OPERATION



*Grab Sampler (GS-1) and Sample Jar Sold Separately