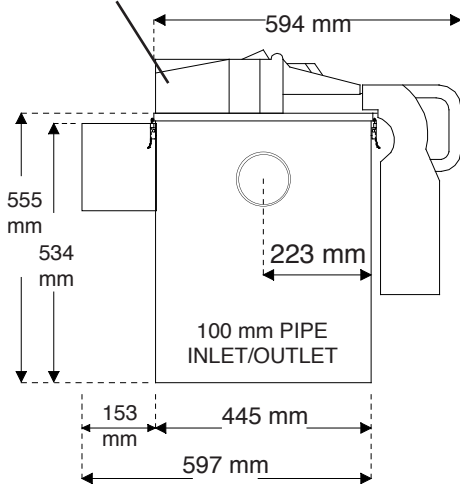




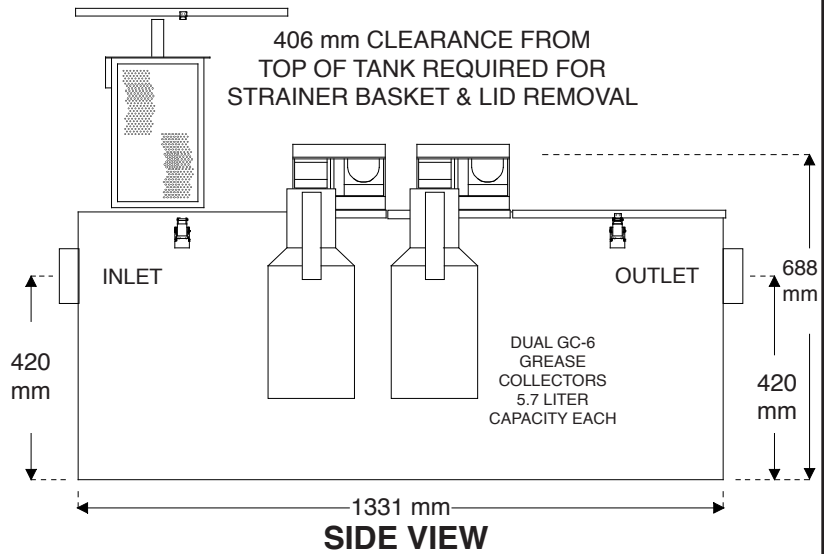
Big Dipper® IS Central Automatic Grease Removal Systems

W-1250-IS-E Specifications

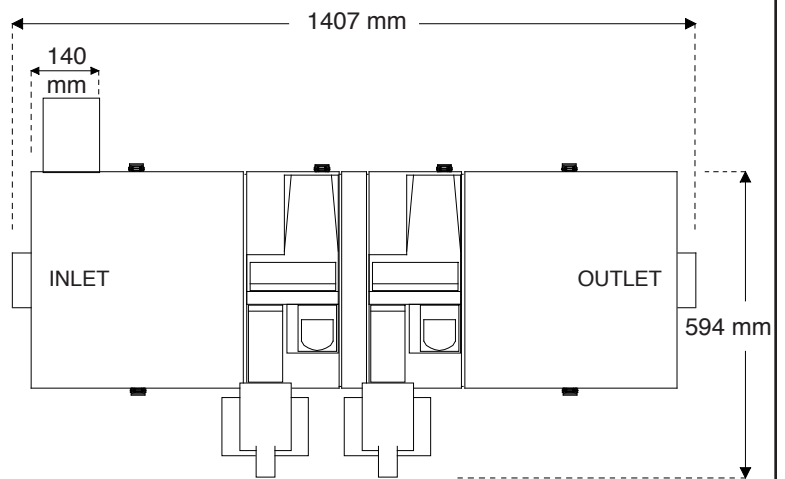
MOTOR/TIMER ENCLOSURE



END VIEW



SIDE VIEW



TOP VIEW

FEATURES:

- Fully automatic self cleaning cycle. Removes collected grease & oils from tank without any operator assistance. Comes complete with two 24-hour timers.
- Constructed of corrosion resistant materials suitable for installation in virtually any location. Attractive sanitary Stainless Steel exterior.
- Integrated Motor/Grease Outlet/Heater/Lids enables fast, do-it-yourself unit operation reversal.
- Easy lift grease collectors simplify grease collection container emptying.
- Compact footprint.

TECHNICAL DATA

Materials:	Exterior: 304 Stainless Steel, Bright Finish
	Interior: Rotationally Molded Polyethylene
Electrical:	230 VAC, 50 Hz, 1040 Watts (4.5 Amps)
Maximum Inlet Flow Rate:	7.89 l/s
Number of Skimming Wheels:	2
Skimming Rate:	18.16 Kg Per Hour
Grease Retention Capacity:	136+ Kilograms
Internal Solids Strainer Capacity:	14 Liters

©2007 Thermaco, Inc. • All rights reserved • Patented/Patents Pending • Specifications subject to change without notice



Big Dipper® IS Central Automatic Grease Removal Systems

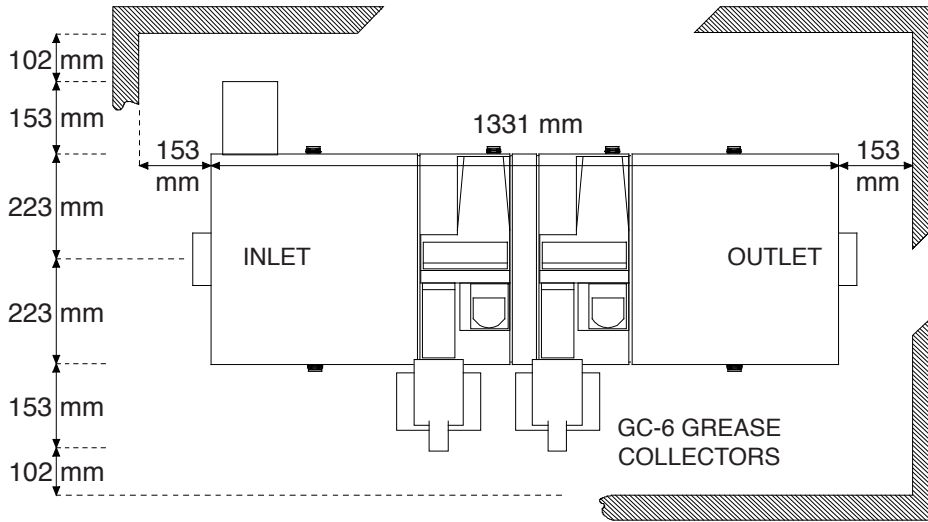
W-1250-IS-E Specifications

INSTALLATION INFORMATION

DO...

Allow a minimum of 406 mm clearance from top of tank for removal of unit lid.

Suggested Minimum Footprint Dimensions



READ instruction manual included with system before doing anything.

Install unit allowing for the minimum clearances shown.

Make sure the height above the Internal Strainer Access Cover is enough to remove the strainer.

Make piping connections with rubber "No Hub" connectors.

Keep outlet piping as straight as possible. Use only "sweep" connections.

Install vent on outlet piping.

Fill the tank with water before energizing the power to the motor and heater.

Set Programmable Time Controller for proper operating times.

DON'T . . . Install "P" trap on outlet connection of tank. (Note: the unit already has an internal gas trap). Reduce pipe size on outlet piping.

NOTE: Drawing for reference only. Equipment must be installed in compliance with all applicable laws, regulations and codes, including plumbing codes. Installation should be performed by a qualified plumber.

Job Specification:

Grease and oils separator(s) shall be Thermaco **Big Dipper** automatic grease/oil recovery system(s) as manufactured by Thermaco, Inc., Asheboro, North Carolina as noted on plans.

Separator Specifications:

Furnish and install ___ Thermaco **Big Dipper** Model No. W-1250-IS-E, bright finish type 304 stainless steel exterior, rotationally molded polyethylene interior automatic self-cleaning grease and oil recovery separator(s) for floor mounted or partially recessed installation, rated at 7.89 liters per second peak flow, 136 Kilograms of grease capacity and including as an integral part of the unit, two rotating gear hydrophobic wheel assemblies for automatic grease/oil removal, an integral flow control device, two self-regulating enclosed electric immersion heaters, a vessel vent, an integral gas trap, two integral programmable 24-hour multi-event time controls, field reversible motor locations, field reversible grease/oil sump outlets, quick release stainless steel lid clamps, a gasketed and fully removable 304 stainless steel lid, lift-out strainer basket access, an internal stainless steel strainer basket for collection of coarse solids, and two separate grease and oils collection containers. Electric assembly shall be tested to comply with pertinent sections of the Standards for Safety ANSI/UL 73 and/or ANSI/UL 1004. Each Electric motor equipped with overload protection.