

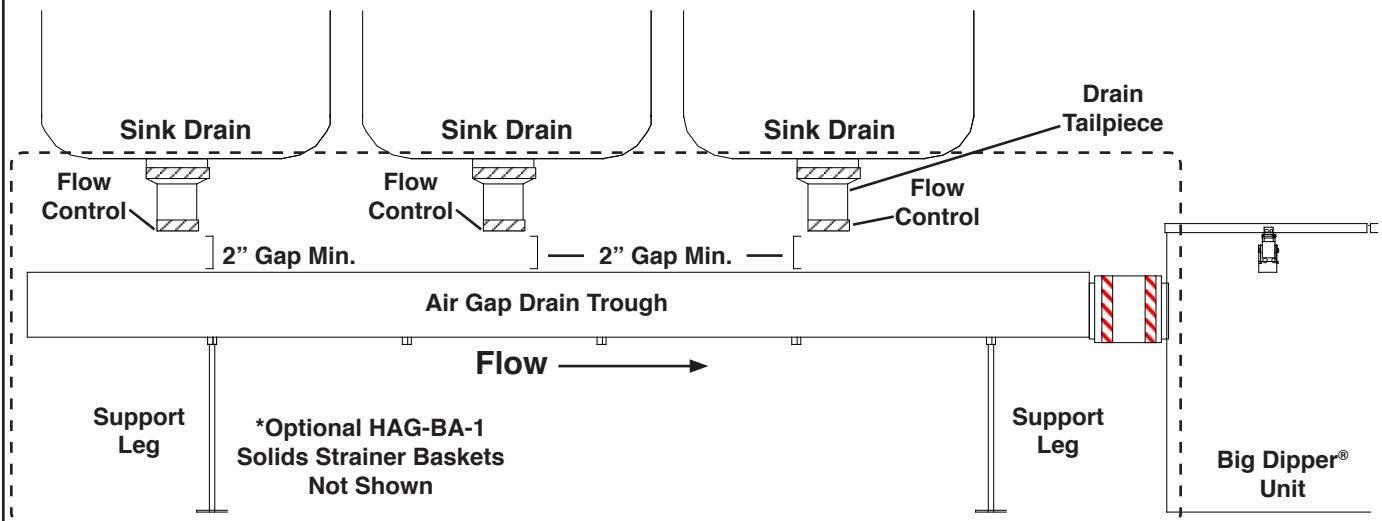
## HAG Air Gap Assembly



Big Dipper® HAG-2 Servicing a W-150-IS Unit

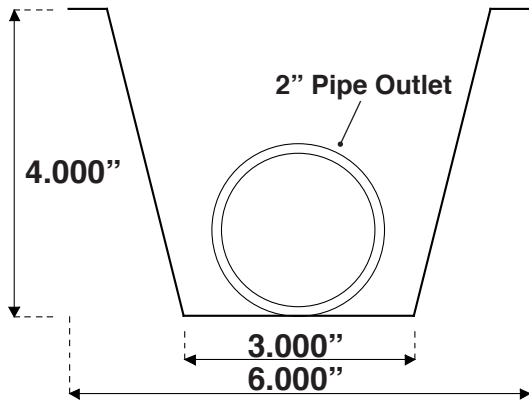
The Big Dipper® HAG Horizontal Air Gap Assembly Kit offers a simple yet effective method for providing an air gap for meeting health department or plumbing code requirements. Among the many different methods of creating an air gap to protect against cross-contamination, the most popular is an air gap directly between the sink discharge and the outflow piping. This means that in the event of a backup, effluent will spill out of this gap under the sink discharge and directly onto the floor without any danger of cross-contamination. The optional field-installable **HAG-BA-1 Solids Strainer Baskets** collect incidental solids from the drain flow.

## How Does the HAG Air Gap Assembly Work?

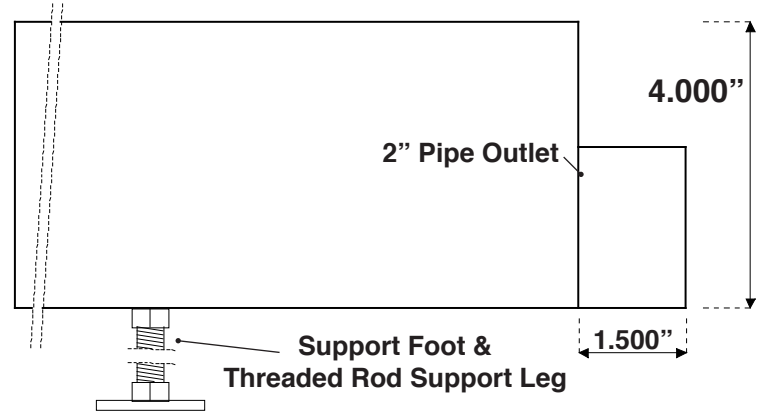


As the sink drains, effluent flows into the all stainless steel construction HAG Air Gap. The flow is slowed down by flow controls (provided) attached at the end of each drain stem. There is a 2" (or greater) gap between the bottom of the drain tailpiece and the drainage piping. In the event of a blockage downstream of the sink, effluent flows out of this 2" gap onto the kitchen floor preventing any cross-contamination between the sinks or contamination from effluent. The HAG Air Gap may also be plumbed through a Big Dipper® Automatic Grease & Oils Removal Unit. Incidental solids in the flow may be strained and collected using the optional, field-installable HAG-BA-1 Solids Strainer Baskets. The HAG is mounted to the floor using threaded rod support legs and feet (supplied). A Bracket that mounts the HAG assembly to the wall is also provided.

### HAG-2 Horizontal Air Gap Trough Component



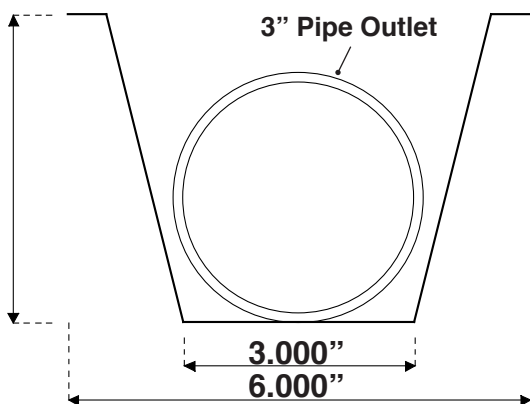
**Outlet View**



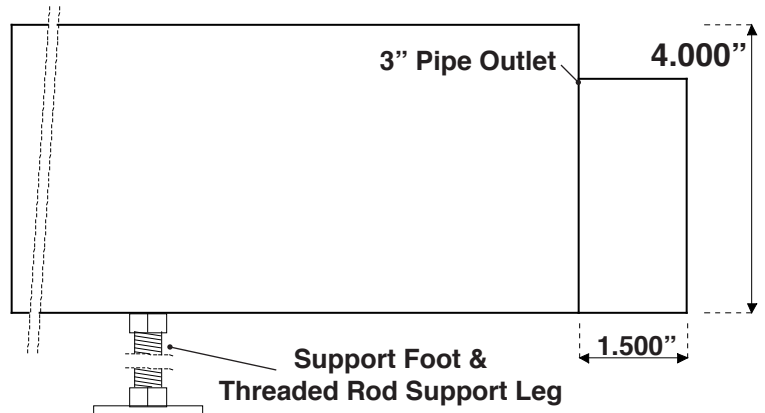
**Side View**

\* The HAG-2 Air Gap is shipped in 72" lengths. It is field-trimmed to fit the application. It is recommended 8" be left behind the drain valve that is furthest from the Big Dipper® unit. The threaded rod supports & wall mount brackets must also be trimmed to fit the sink installation. A 1/4" drop should be used for every 1' of run.

### HAG-3 Horizontal Air Gap Trough Component



**Outlet View**



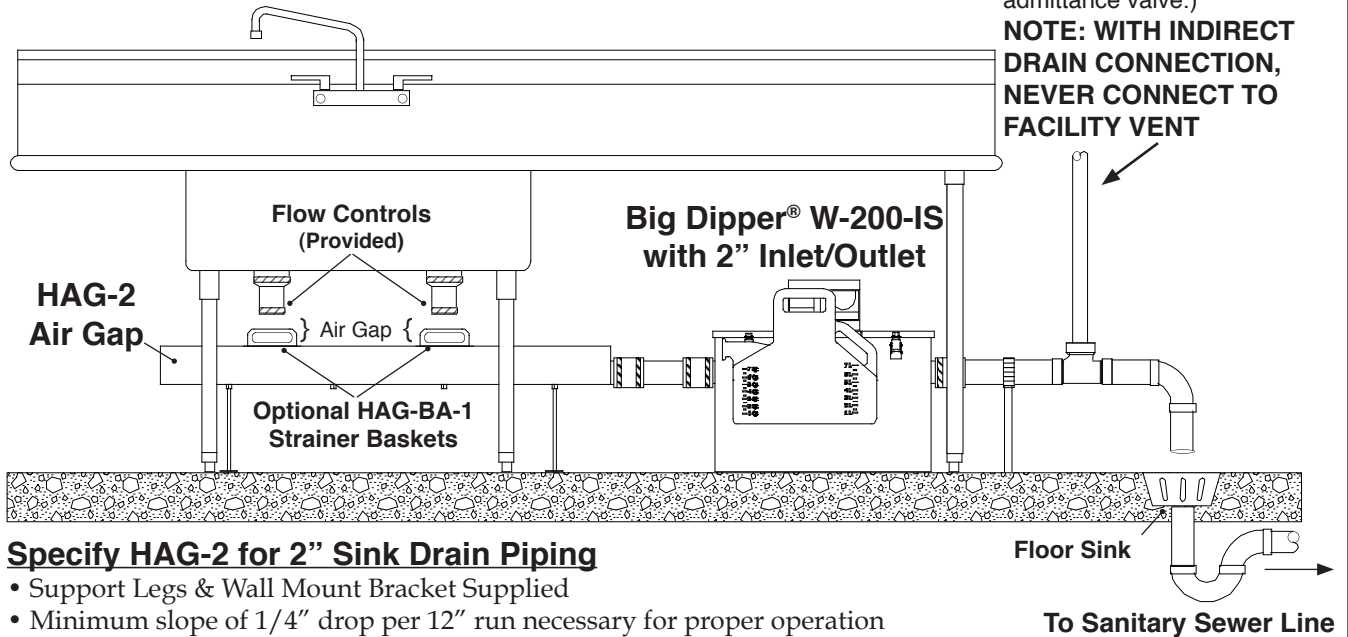
**Side View**

\* The HAG-2 Air Gap is shipped in 72" lengths. It is field-trimmed to fit the application. It is recommended 8" be left behind the drain valve that is furthest from the Big Dipper® unit. The threaded rod supports & wall mount bracket must also be trimmed to fit the sink installation. A 1/4" drop should be used for every 1' of run.

## HAG Air Gap Layouts

### Model HAG-2

- 2" Outlet
- Optional HAG-BA-1 Strainer Baskets Shown Installed

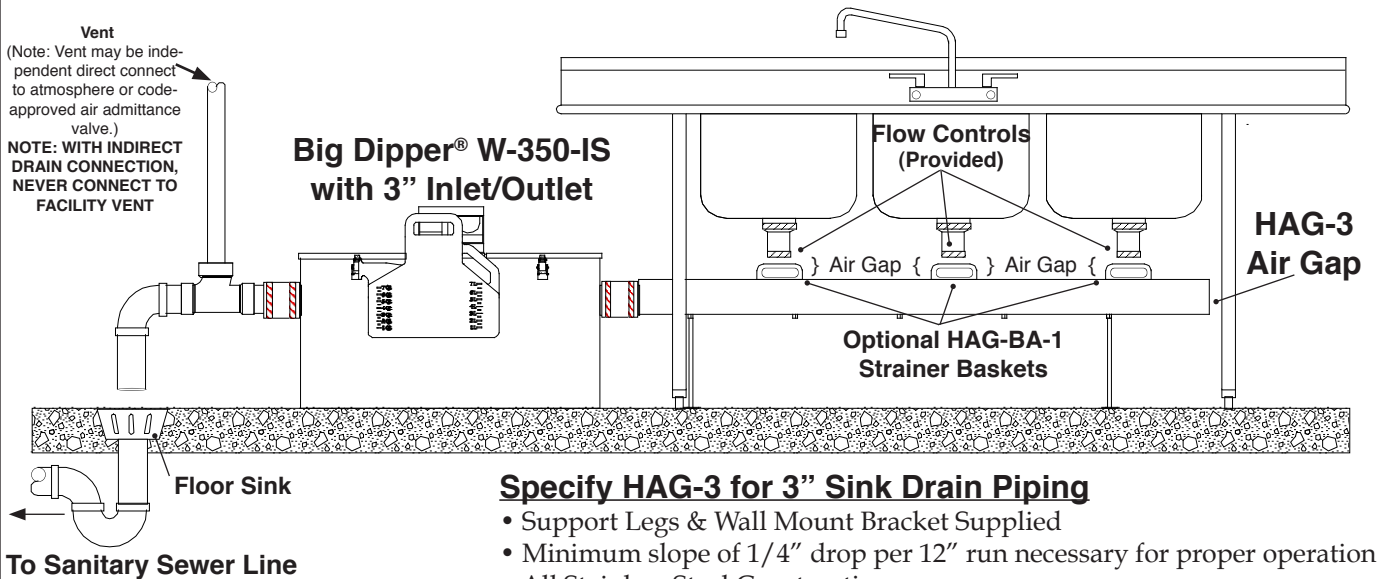


### Specify HAG-2 for 2" Sink Drain Piping

- Support Legs & Wall Mount Bracket Supplied
- Minimum slope of 1/4" drop per 12" run necessary for proper operation
- All Stainless Steel Construction

### Model HAG-3

- 3" Outlet
- Optional HAG-BA-1 Strainer Baskets Shown Installed

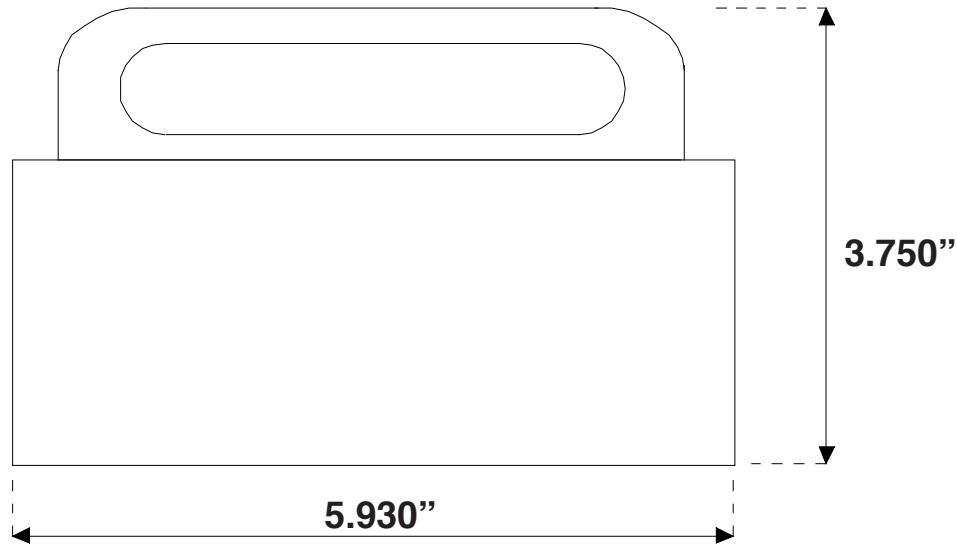


### Specify HAG-3 for 3" Sink Drain Piping

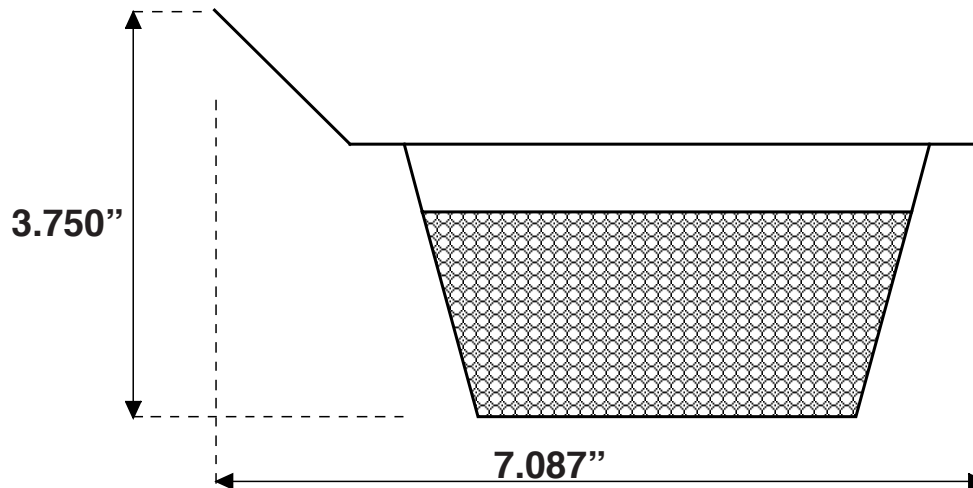
- Support Legs & Wall Mount Bracket Supplied
- Minimum slope of 1/4" drop per 12" run necessary for proper operation
- All Stainless Steel Construction

**NOTE: Drawing for reference only. Equipment must be installed in compliance with all applicable laws, regulations and codes, including plumbing codes. Installation should be performed by a qualified plumber.**

## HAG-BA-1 Solids Strainer Baskets (Optional)



**End View**



**Side View**

The Optional **HAG-BA-1 Solids Strainer Baskets** separate and collect incidental food solids that are contained within the drain flow. These collected, dewatered solids may be then disposed of in the trash receptacle. One HAG-BA-1 Solids Strainer Basket is required per sink drain/sink bowl. For example, a typical three compartment sink will require three HAG-BA-1 Solids Strainer Baskets. Each HAG-BA-1 is ordered individually.